

Disposición de los contactos

Contact arrangement

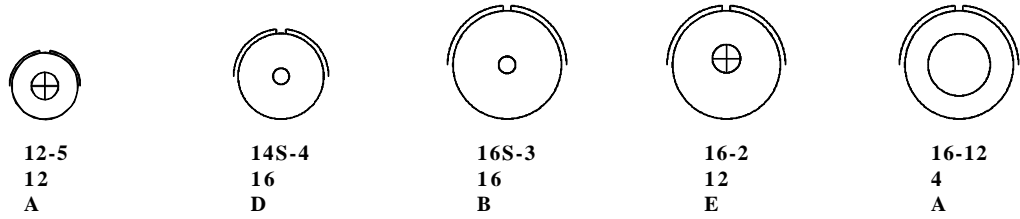
Vista anterior inserción macho

Front view of male insert

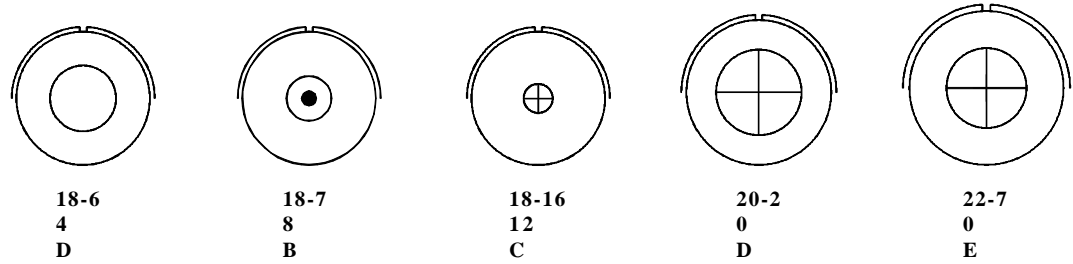


1 CONTACTO 1 CONTACT

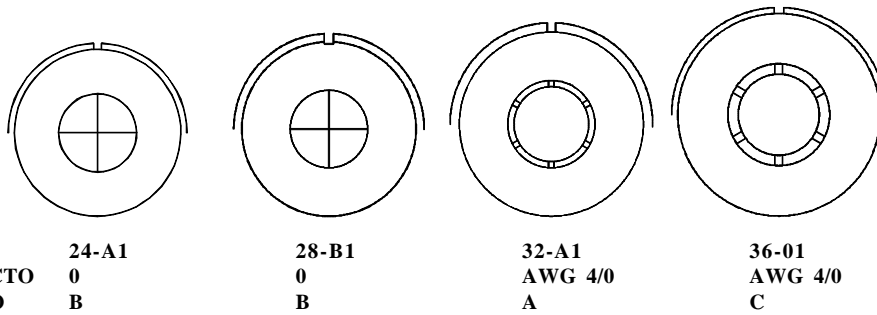
DISPOSICIÓN
TAMAÑO CONTACTO
RANGO DE SERVICIO



ARRANGEMENT
CONTACT SIZE
SERVICE RATING

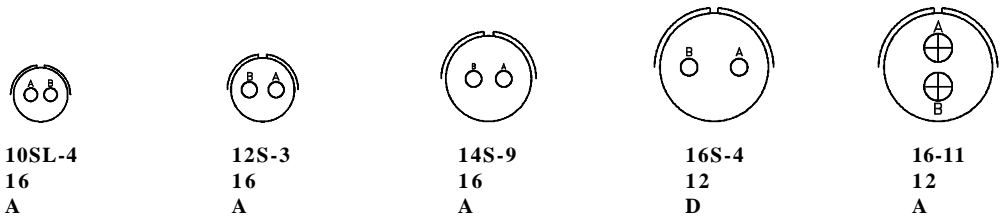


DISPOSICIÓN
TAMAÑO DE CONTACTO
RANGO DE SERVICIO

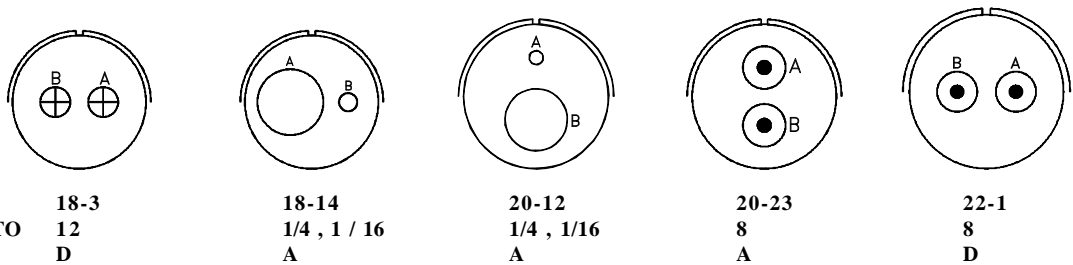


2 CONTACTOS 2 CONTACTS

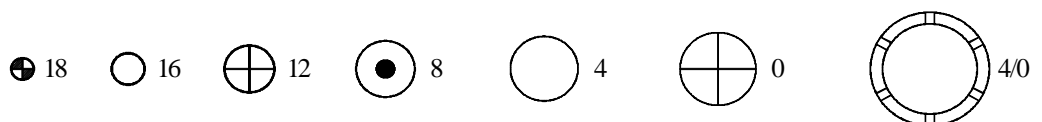
ARRANGEMENT
CONTACT SIZE
SERVICE RATING

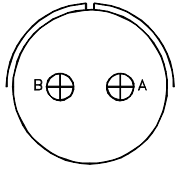
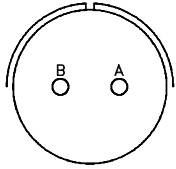
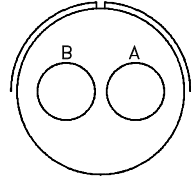
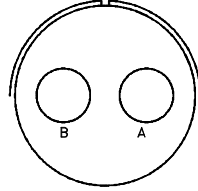
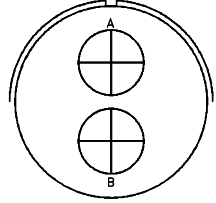


DISPOSICIÓN
TAMAÑO DE CONTACTO
RANGO DE SERVICIO



SÍMBOLO DE LOS CONTACTOS
CONTACT LEGEND


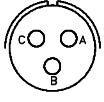
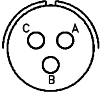
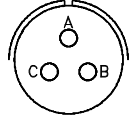
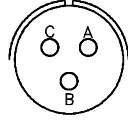


					
DISPOSICIÓN	22-8	22-11	24-9	28-7	32-5
TAMAÑO CONTACTO	12	16	4	4	0
RANGO DE SERVICIO	E	B	A	D	D

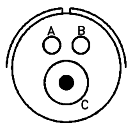
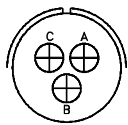
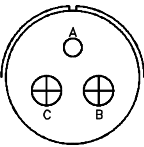
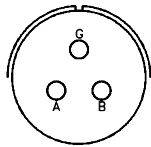
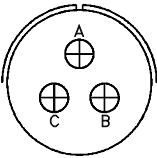
3 CONTACTOS

3 CONTACTS

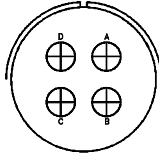
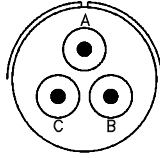
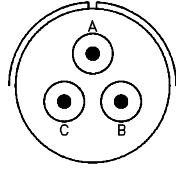
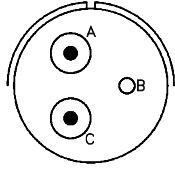
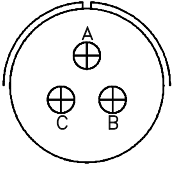
ARRANGEMENT
CONTACT SIZE
SERVICE RATING

				
10SL-3	14S-1	14S-7	16S-5	16S-6
16	16	16	16	16
A	A	A	A	A

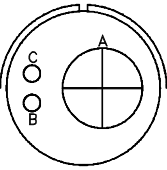
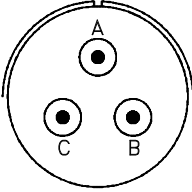
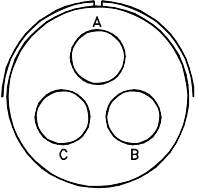
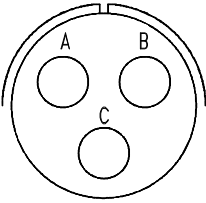
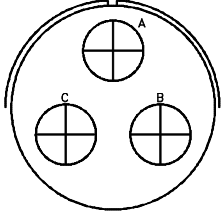
DISPOSICIÓN
TAMAÑO DE CONTACTO
RANGO DE SERVICIO

				
16-7	16-10	18-5	18-22	20-3
1/8 , 2/16	12	2/12 , 1/16	16	12
A	A	D	D	D

ARRANGEMENT
CONTACT SIZE
SERVICE RATING

				
20-6	20-19	22-2	22-6	22-9
16	8	8	2/8 , 1 / 16	12
D	A	D	D	E

DISPOSICIÓN
TAMAÑO DE CONTACTO
RANGO DE SERVICIO

				
22-21	28-3	28-6	32-A3	36-4
1/0 , 2/16	8	4	4	0
A	E	D	E	A=D ; B,C=A

SÍMBOLO DE LOS CONTACTOS
CONTACTLEGEND

