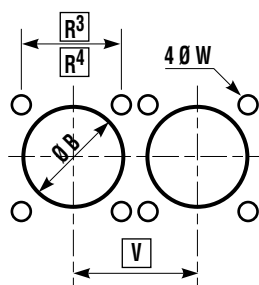
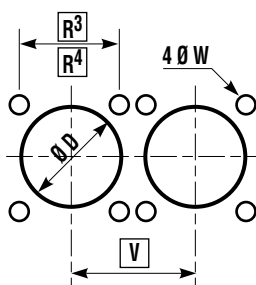


## DIMENSIONES MECÁNICAS DE PANEL PARA BASES COMPOSITE Y METÁLICAS

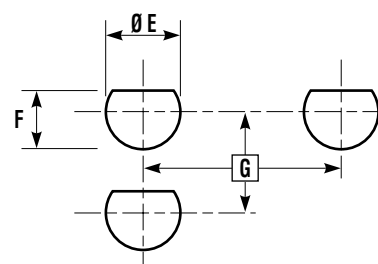
Montaje trasero base cuadrada



Montaje delantero base cuadrada



Montaje trasero jam nut/base hexagonal



Tamaño		R <sup>3</sup> (mm)	R <sup>4</sup> (mm)	V Mini (mm)	ØW +0 -0.25 (mm)	G Mini (mm)	ØE Mini (mm)	F +0 -0.25 (mm)	ØB Min (mm)	ØD Min (mm)
MIL-DTL-38999 Serie III	SCP TV									
A	9	18.26	15.09	24.60	3.25	27.80	17.78	17.02	16.66	13.11
B	11	20.62	18.26	27.00	3.25	32.60	20.96	19.59	20.22	15.88
C	13	23.01	20.62	30.20	3.25	36.00	25.65	24.26	23.42	19.05
D	15	24.61	23.01	33.30	3.25	39.60	28.83	27.56	26.59	23.01
E	17	26.97	24.61	36.50	3.25	43.30	32.01	30.73	30.96	25.81
F	19	29.36	26.97	39.30	3.25	47.00	35.18	33.91	32.94	28.98
G	21	31.75	29.36	42.50	3.25	50.60	38.35	37.08	36.12	32.16
H	23	34.93	31.75	45.70	3.81	54.20	41.53	40.26	39.29	34.93
J	25	38.10	34.93	48.80	3.81	59.70	44.70	43.43	42.47	37.69